

SILENT DESIGN



SILENT SILVER DESIGN

APPLICATION

SILENT DESIGN fans are designed for ventilation of small and medium-sized bathrooms, toilets, kitchens, etc.

CONSTRUCTION

The SILENT DESIGN series, thanks to the use of alternative design solutions such as an anti-vibration mounted motor are characterized by low levels of sound pressure. All the fans are fitted with automatic shutter and pilot light.

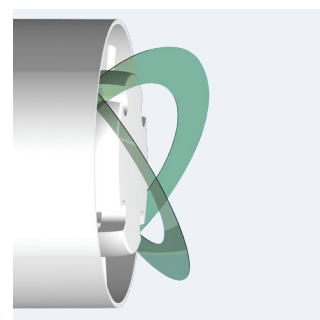
MOTOR

Single phase motor 230V-50Hz with ball bearings, equipped with overload protection. All the fans are class II insulation, IP45 rated and suitable to operate with air temperature up to 40°C.

Diagram of the electrical connection - fig. 15, 16, 17, 18, 19, 20, 21 p. 665-666.



Motor mounted on "Silent-elastic-block".
Prevents vibration and noise transmission.



Back draft shutter.
To prevent air entry and limit heat leakage when the extractor is not operating. When extractor is operating, back draft shutter is opened to allow effective removal of the unwanted air.



WWW



DTR



CE

VARIANTS OF EXTERNAL HOUSING



3C Models (white and silver panel)
Interchangeable colour bars in four colours: blue, red, green and yellow.

ON REQUEST




Black

Gray

Champagne

Gold



SILENT 100 CZ DESIGN 4C
4C models incorporate 5 interchangeable colour bars (transparent, blue, green, red and yellow).




Ivory


Red

Marble white

Marble black



Barcelona



SILENT 100 CZ DESIGN SWAROVSKI
The front grille with a Swarovski bar.

TECHNICAL CHARACTERISTICS

Type	absorbed power at free discharge	voltage	airflow at free discharge	insulation / IP	sound pressure level*	weight
	[W]	[V]	[m³/h]		[dB(A)]	[kg]
SILENT-100 DESIGN	8	230, 50Hz	85	II / 45	26,5	0,65
SILENT-100 DESIGN 12V ***	12	12	80	III / 57	26,5	0,65
SILENT-100 DESIGN ECOWATT	5	230, 50/60Hz	85	II / 45	26,5	0,65
SILENT-100 DESIGN 12DC ECOWATT **	8	230, 50/60Hz	90	III / 57 / II / 21**	29	0,65 / 0,48**
SILENT-200 DESIGN	16	230, 50Hz	175	II / 45	35	0,88
SILENT-300 DESIGN	26	230, 50Hz	250	II / 45	38	1,5
SILENT-300 PLUS DESIGN	22	230, 50Hz	300	II / 45	42	1,9

* Sound pressure level measured at 3 m at free air conditions

** Using CT-12/6 - Not included in standard version

*** Using CT-12/14 - Not included in standard version

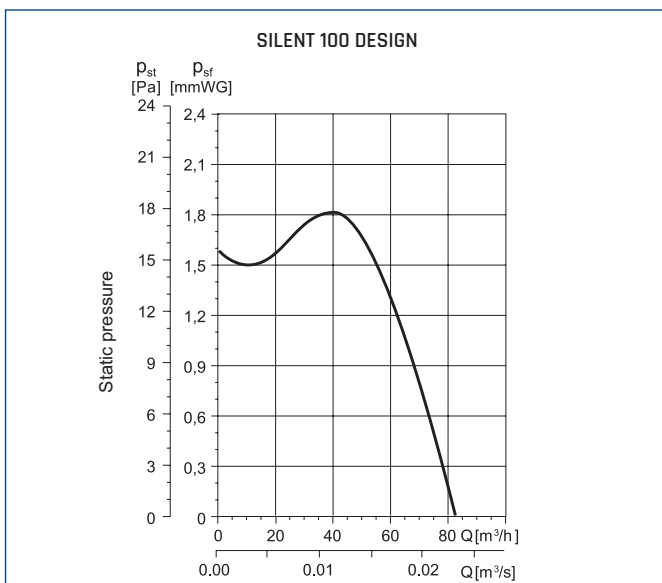
MODEL FEATURES

Type	100			200			300		
	CZ DESIGN	CRZ DESIGN	CHZ DESIGN	CZ DESIGN	CRZ DESIGN	CHZ DESIGN	CZ DESIGN	CRZ DESIGN	CHZ DESIGN
PILOT LIGHT	•	•	•	•	•	•	•	•	•
BACKDRAFT SHUTTER	•	•	•	•	•	•	•	•	•
ADJUSTABLE RUN-ON-TIMER		•	•		•	•		•	•
ADJUSTABLE HUMIDISTAT			•			•			•
BALL BEARINGS	•	•	•	•	•	•	•	•	•

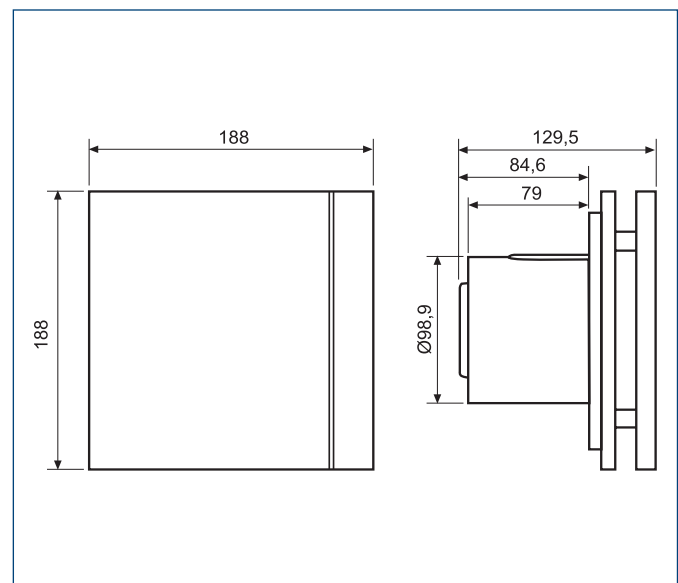
MODEL FEATURES - ECOWATT SERIES

Type	100		
	CZ DESIGN	CRZ DESIGN	CHZ DESIGN
DC MOTOR	•	•	•
PILOT LIGHT	•	•	•
BACKDRAFT SHUTTER	•	•	•
ADJUSTABLE RUN-ON-TIMER		•	•
ADJUSTABLE HUMIDISTAT			•
BALL BEARINGS	•	•	•

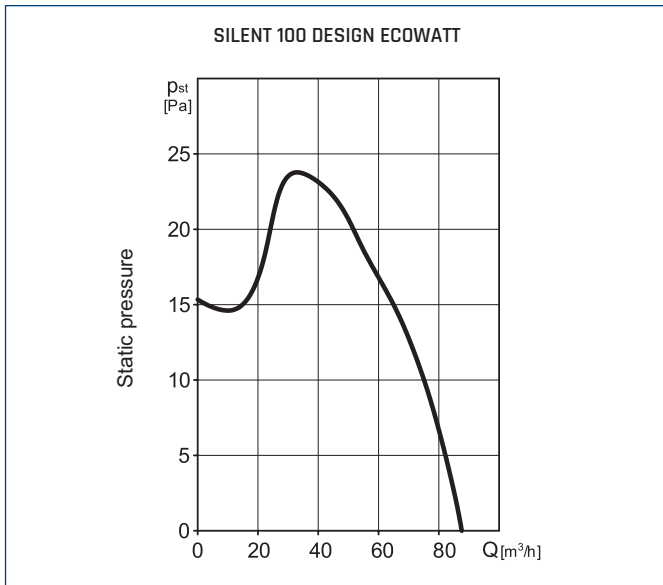
PERFORMANCE CURVES



DIMENSIONS [mm]



PERFORMANCE CURVES



DIMENSIONS [mm]

